



Modular Cooking Range Line thermaline 80 - Electric Warming Plate Top, 1 Side with Backsplash

ITEM # _____
MODEL # _____
NAME # _____
SIS # _____
AIA # _____



588097
(MARBABJOBO)

Electric Warming Plate, 1-sided operated with
backsplash, 2/1 GN

Main Features

- THERMODUL connection system creates a seamless work top when units are connected to each other thus avoiding soil penetrating vital components and facilitating the removal of units in case of replacement or service.
- Metal knobs with embedded hygienic "soft-touch" grip for easier handling and cleaning. The special design of the controls prevents infiltration of liquids or soil into vital components.
- Fast deployment with full heating power immediately.
- The smooth glass-ceramic surface can be quickly and easily cleaned, thus providing maximum hygiene.
- Almost the entire surface of the ceramic plate can be used without "dead" spots.
- Pans can easily be moved from one area to another without lifting.
- All major components may be easily accessed from the front.
- Overheat protection via a temperature sensor that switches off part of the heating element in the event of over temperature. Temperature range from 30°C to 110°C.

Construction

- 2 mm top in 1.4301 (AISI 304).
- Unit constructed according to DIN 18860_2 with 20 mm drop nose top and 70 mm recessed plinth.
- Flat surface construction with minimal hidden areas to easily clean all surfaces
- Internal frame for heavy duty sturdiness in 1.4301 (AISI 304).
- Unit constructed according to DIN 18860_2 with 20 mm drop nose top.
- IPX5 water resistance certification.

Optional Accessories

- Scraper for cook tops PNC 910601 ☐
- Connecting rail kit for appliances with backsplash, 800mm PNC 912497 ☐
- Portioning shelf, 1000mm width PNC 912528 ☐
- Portioning shelf, 1000mm width PNC 912558 ☐
- Folding shelf, 300x800mm PNC 912577 ☐
- Folding shelf, 400x800mm PNC 912578 ☐
- Fixed side shelf, 200x800mm PNC 912583 ☐
- Fixed side shelf, 300x800mm PNC 912584 ☐
- Fixed side shelf, 400x800mm PNC 912585 ☐
- Connecting rail kit for appliances with backsplash: modular 80 (on the left), ProThermetic tilting (on the right), ProThermetic stationary (on the left) to ProThermetic tilting (on the right) PNC 912977 ☐

APPROVAL: _____

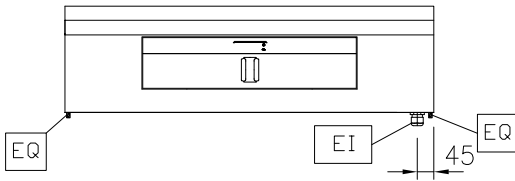


Experience the Excellence
www.electroluxprofessional.com

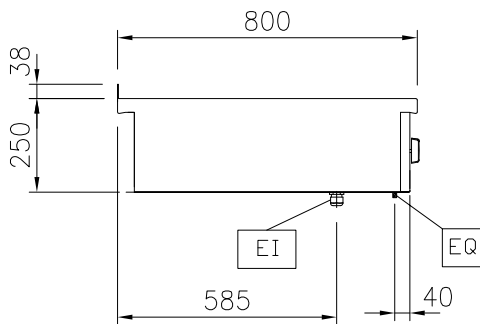
- Connecting rail kit for appliances with backsplash: modular 80 (on the right), ProThermetic tilting (on the left), ProThermetic stationary (on the right) to ProThermetic tilting (on the left) PNC 912978 ☐
- Back panel, 1000x700mm, for units with backsplash PNC 913015 ☐
- Back panel, 1000x800mm, for units with backsplash PNC 913028 ☐
- Endrail kit, flush-fitting, with backsplash, left PNC 913113 ☐
- Endrail kit, flush-fitting, with backsplash, right PNC 913114 ☐
- Endrail kit (12.5mm) for thermaline 80 units with backsplash, left PNC 913204 ☐
- Endrail kit (12.5mm) for thermaline 80 units with backsplash, right PNC 913205 ☐
- U-clamping rail for back-to-back installations with backsplash (to be ordered as S-code) PNC 913226 ☐
- Insert profile D=800mm PNC 913230 ☐
- Filter W=1000mm PNC 913666 ☐

Modular Cooking Range Line thermaline 80 - Electric Warming Plate Top, 1 Side with Backsplash

Front

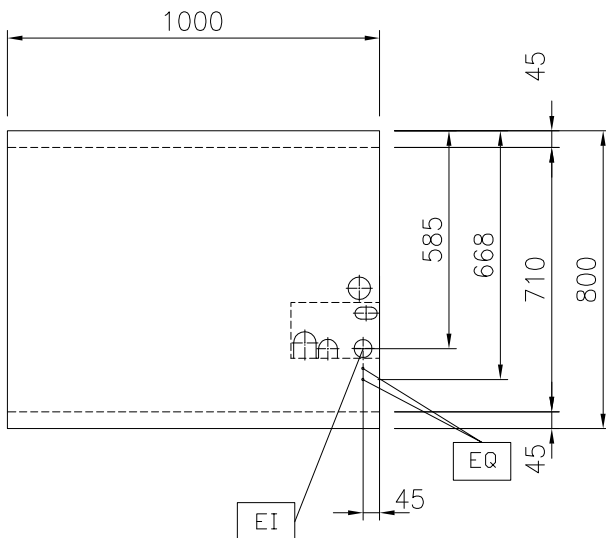


Side



EI = Electrical inlet (power)
EQ = Equipotential screw

Top



Electric

Supply voltage: 230 V/1N ph/50/60 Hz
Total Watts: 0.6 kW

Key Information:

External dimensions, Width: 1000 mm
External dimensions, Depth: 800 mm
External dimensions, Height: 250 mm
Net weight: 38 kg
Configuration: One-Side Operated;Top
Front Plates Power: 0 - 0 kW
Front Plates dimensions:

Sustainability

Current consumption: 4.13 Amps